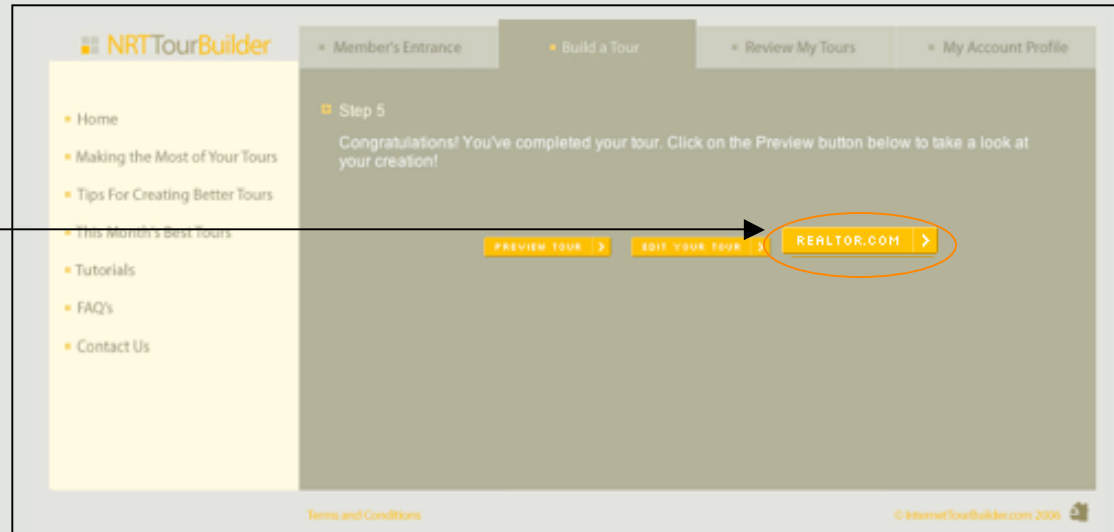
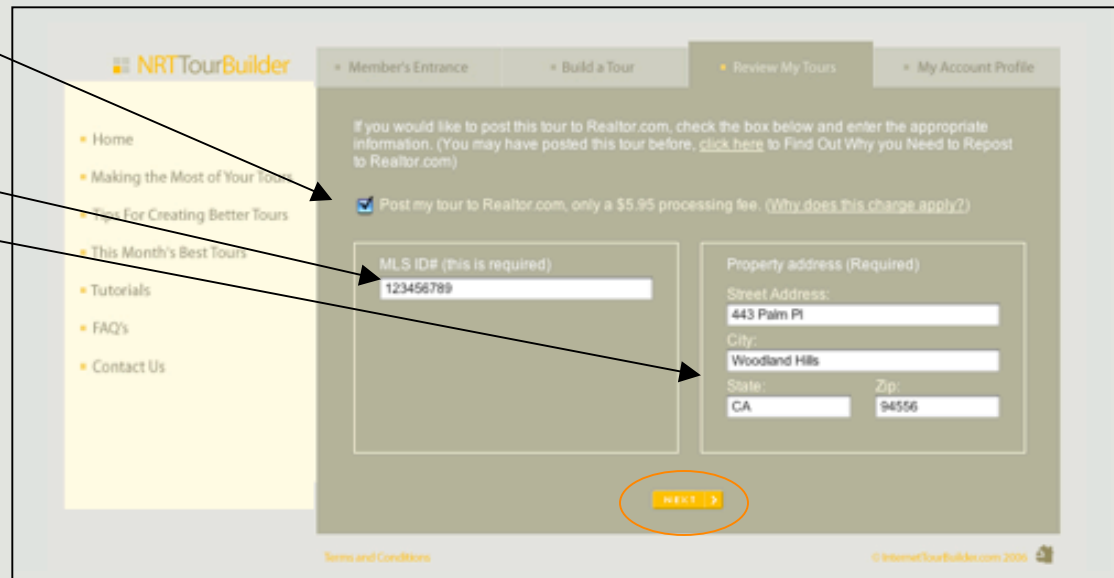


# REALTOR.com Posting Request

1. To request that we post your tour at REALTOR.com, click the REALTOR.com button (there is a charge of \$5.95 per tour posting)



2. Check the 'Post my tour' box.
3. Enter the MLS ID#
4. Verify that your property information is correct and click the 'Next' button



# REALTOR.com Posting Request

**5. Enter your credit card and billing address information, then click 'Next'.**

The screenshot shows the 'Review My Tours' page of the NRT Tour Builder. The page has a navigation menu with 'Member's Entrance', 'Build a Tour', 'Review My Tours', and 'My Account Profile'. A sidebar on the left contains links for Home, Making the Most of Your Tours, Tips For Creating Better Tours, This Month's Best Tours, Tutorials, FAQ's, and Contact Us. The main content area is titled 'Enter your information below to begin purchasing your NRT Tour Builder Unlimited Service.' It includes a security notice and a 'Credit Card Information' section with fields for Card Type, First Name on card, Last Name on card, Card Number, Expiration Date, and Card Verification Number. Below this is a 'Billing Information' section with fields for Billing Address, City, State, Zip Code, and Phone. A 'NEXT' button is circled in orange at the bottom right.

**6. Review your payment information for accuracy. When you click 'Pay Now' your credit card will be charged \$5.95.**

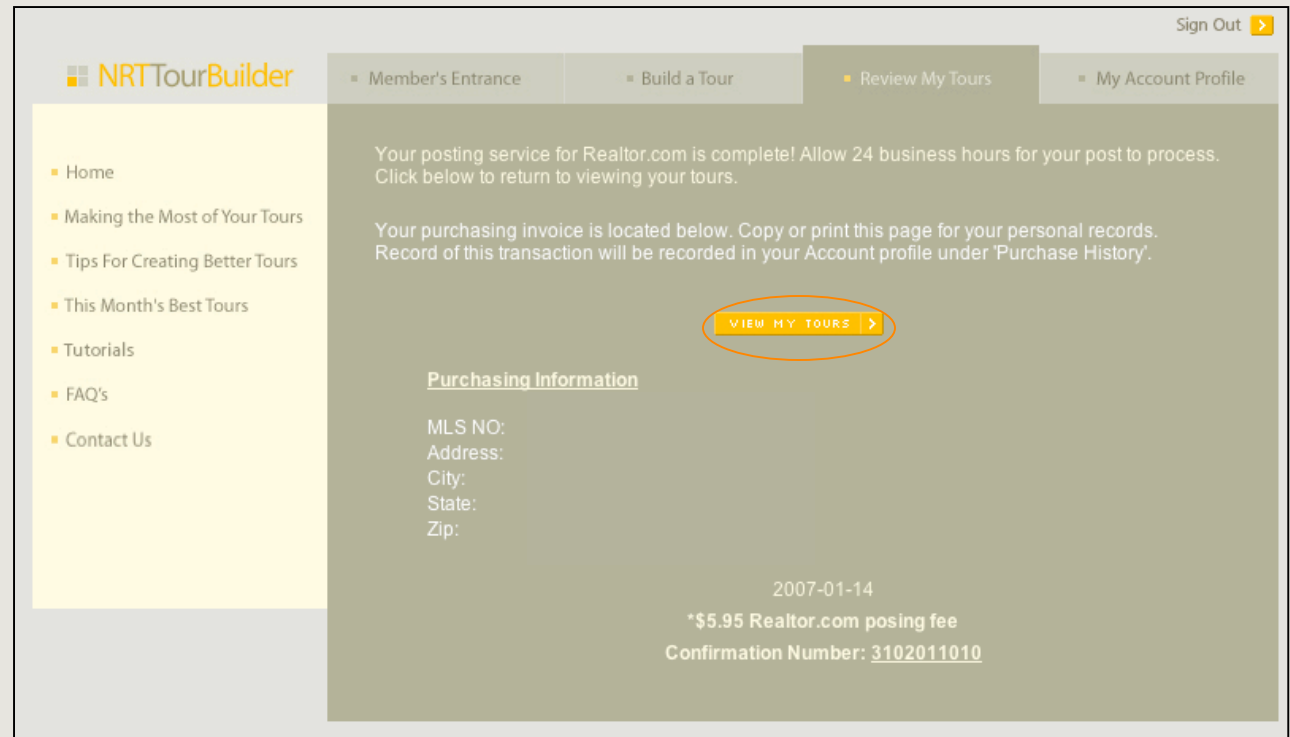
The screenshot shows the 'Review My Tours' page with a confirmation message: 'Please review all your information below. If it is incorrect go back using your internet browser to edit. To confirm your information and finalize your purchase click "Next" below.' The form fields are pre-filled with the following information: Card Type, First Name on card, Last Name on card, Card Number, Expiration Date, and Card Verification Number. The Billing Information section shows: Billing Address: 7818 W. Manchester #3, City: Playa Del Rey, State: CA, Zip Code: 90293, and Phone: 310 705-1600. A price summary at the bottom indicates '\*\$5.95 (1 Tour post to realtor.com)'. A 'PAY NOW' button is circled in orange at the bottom right.

# REALTOR.com Posting Request

**5. This page confirms your posting request. Print a copy of this page for your records.**

**6. Please allow one business day for the posting request to be processed.**

**7. Click 'View My Tours' to go back to the 'Review My Tours' page**



The screenshot displays the NRTourBuilder website interface. At the top right, there is a "Sign Out" link with a dropdown arrow. Below this, a navigation bar contains four items: "Member's Entrance", "Build a Tour", "Review My Tours", and "My Account Profile". The "Review My Tours" item is highlighted. On the left side, a vertical menu lists several options: "Home", "Making the Most of Your Tours", "Tips For Creating Better Tours", "This Month's Best Tours", "Tutorials", "FAQ's", and "Contact Us". The main content area features a confirmation message: "Your posting service for Realtor.com is complete! Allow 24 business hours for your post to process. Click below to return to viewing your tours." Below this, another message states: "Your purchasing invoice is located below. Copy or print this page for your personal records. Record of this transaction will be recorded in your Account profile under 'Purchase History'." A yellow button labeled "VIEW MY TOURS" with a right-pointing arrow is circled in orange. Underneath, there is a section titled "Purchasing Information" with fields for "MLS NO:", "Address:", "City:", "State:", and "Zip:". At the bottom right, the date "2007-01-14" is shown, followed by the text "\*\$5.95 Realtor.com posing fee" and "Confirmation Number: 3102011010".