

# Upgrade Your Internet Explorer

The following procedure requires you to restart your computer. It is recommended that you close all programs before proceeding.


1. From the Tools menu, click Windows Update



2. Click 'Scan for updates'



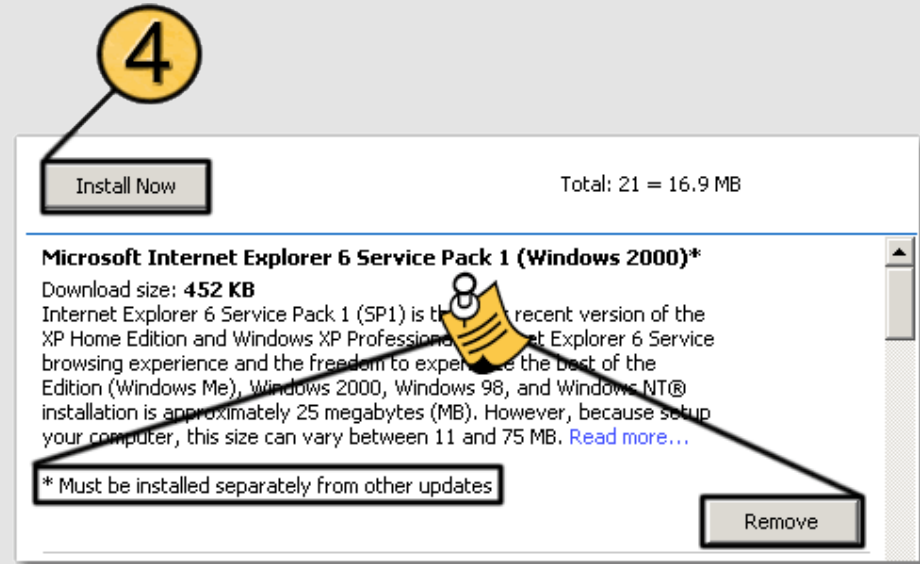
3. Click Review and install updates



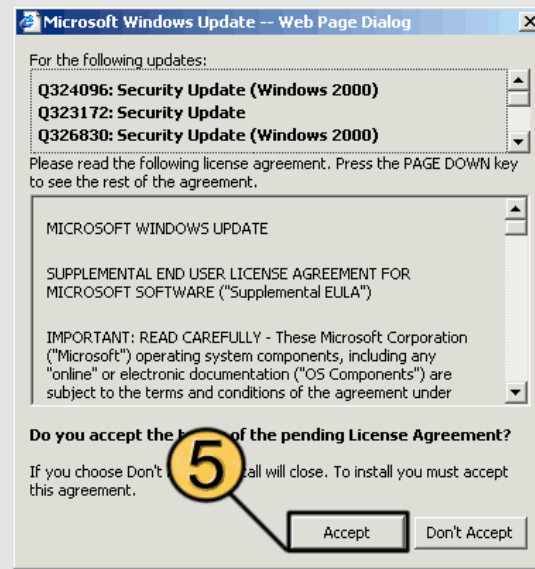
# Upgrade Your Internet Explorer

## 4. Click the 'Install Now' button

(Depending on your browser version, there may be several updates that are determined by Microsoft to be relevant to your system. You may be able to install more than one update. You can use the scroll bar to review the offered updates. You can also click **Remove** if you do not want to install a particular update. If an update is noted with an asterisk (\*), it **Must be installed separately from other updates.**)

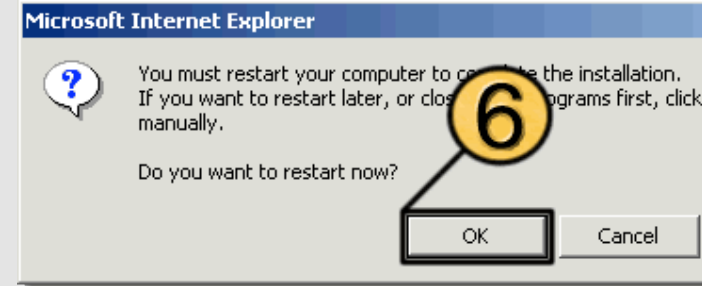


## 5. Read the License Agreement. Click Accept



# Upgrade Your Internet Explorer

6. Click the 'OK' button and restart your computer



7. Open your updated Internet Explorer and go to [NRTTourBuilder.com](http://NRTTourBuilder.com) and build your free tour!

